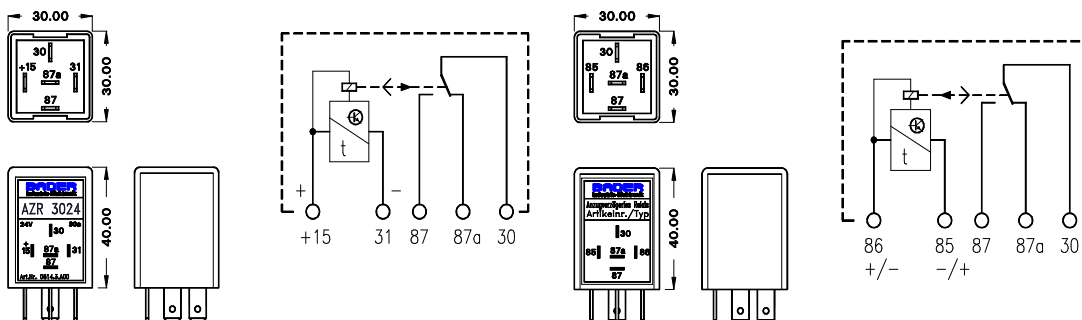


Automobile timer relays, switch- on delay

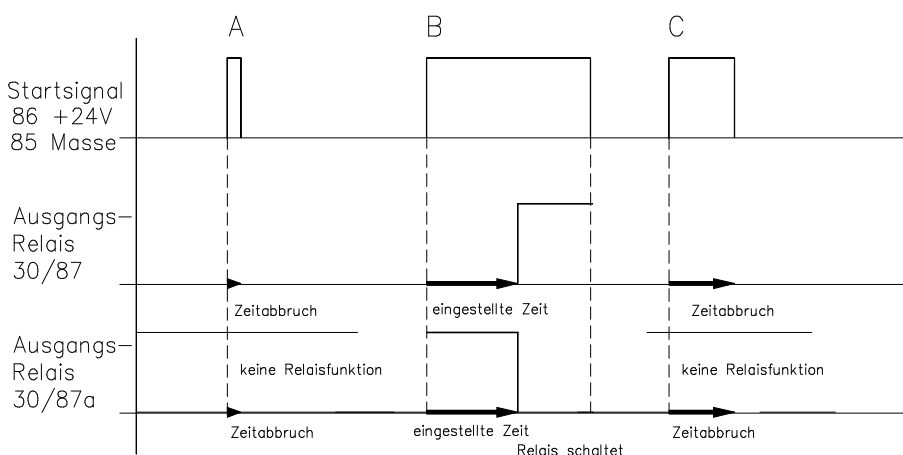
Nominal voltage:	12V or 24V DC			
Voltage range:	10 to 16V DC or 20 to 34 V			
output:	Potential free normal open contact			
Turn on current:	20 A			
Turn off current:	10 A			
Steady current/25°C:	10 A			
Operating temperature:	-25 to +70°C			
Storage temperature:	-25 to +90°C			
dimensions:	30 x 30 x 40mm			
connector:	6,3 x 0,8 mm FASTON 5-pole			
Time range (appr.):	0.1- 30s	10 - 300s	100 - 1800s	3 -120s
Article no. 12V	0614.3.B00	0655.1.B00		
Article no. 24V	0614.3.A00	0655.1.A00	0655.2.A00	0655.3.A00

connection drawing: 0614.X.XXX

connection drawing: 0655.X.XXX



Function diagram:



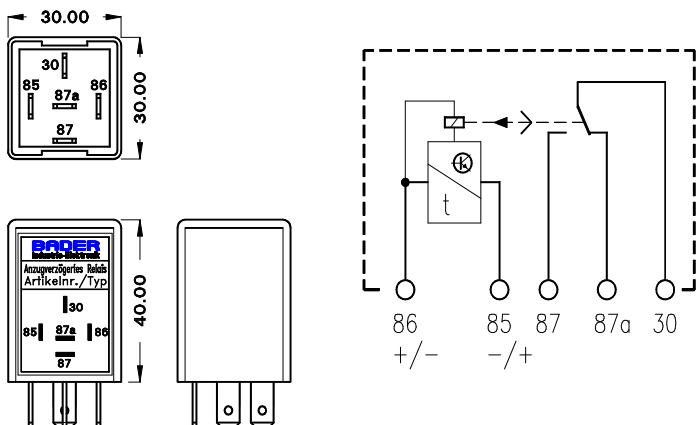
By connecting the operation voltage to terminal 85/86 (+15/31) the time function starts. At the end of the adjustable time the relay locks. A disconnection of the operation voltage before the time has finished will reset the time function too.

The relays has no self holding function. The delay time is adjustable. The potentiometer is accessible with a screwdriver at the top side of the case.

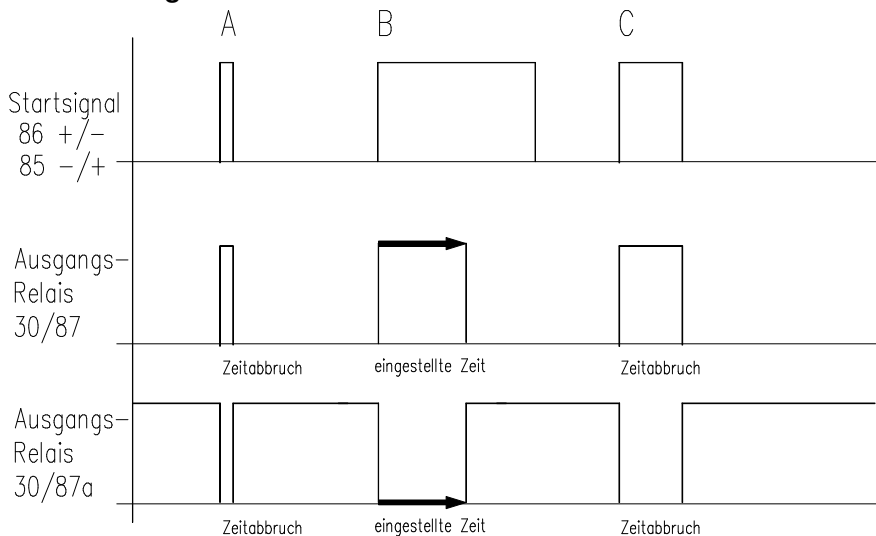
Automobile time relays, switch off delay

Nominal voltage:	12V or 24V DC		
Voltage range:	10 to 16V DC or 20 to 34 V DC		
output:	Potential free normal open contact		
Turn on current:	20 A		
Turn off current:	10 A		
Steady current/25° C:	10 A		
Operating temperature:	-25 to +70°C		
Storage temperature:	-25 bis +90°C		
dimensions:	30 x 30 x 40mm		
connector:	6,3 x 0,8 mm FASTON 5-pole		
Time range:	0.1 -0.6s	1 - 30s	60 - 300s
Article no. 12V		0625.1.B00	
Article no. 24V	0618.2.A00	0625.1.A00	0618.3.A00

connection drawing:



Function diagram:

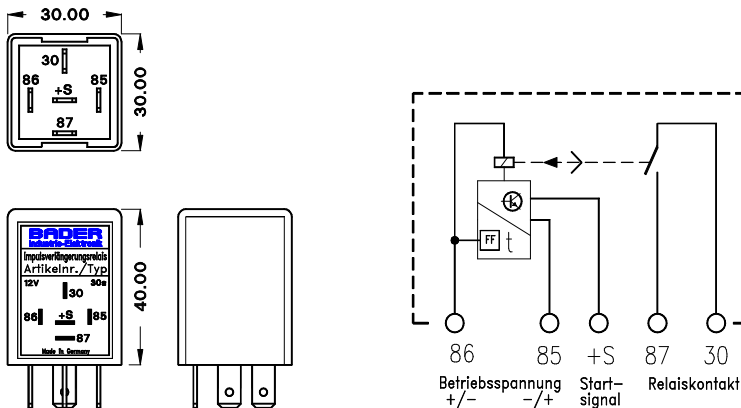


By connecting the operation voltage to terminal 85/86 the relays locks and the time function starts. After the adjusted time the relays returns to the initial state. When the operation voltage is disconnected before the time has finished, the relay returns to the initial state too. The delay time is adjustable. The potentiometer is accessible with a screwdriver at the top side of the case.

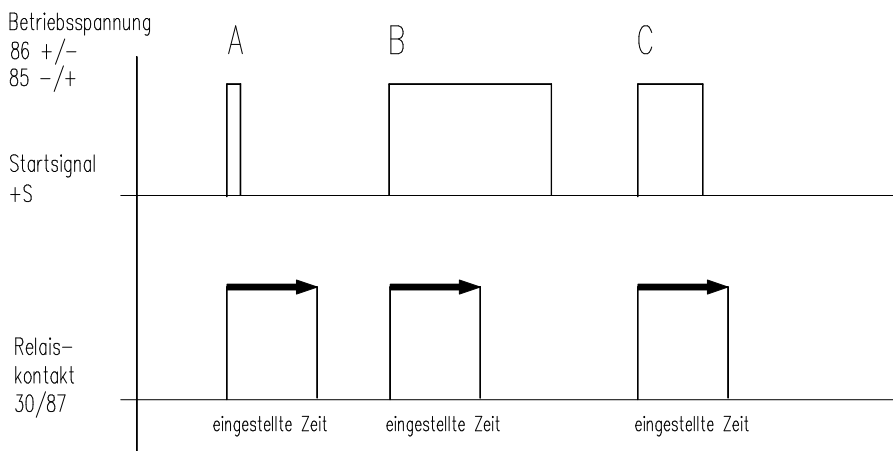
Automobile time relay, impuls extended

Normal voltage:	12V or 24V DC			
Voltage range:	10 to 16V DC or 20 to 34 V DC			
output:	Potential free normal open contact			
Turn on current:	20 A			
Turn off current:	10 A			
Steady current/25 ° C:	10 A			
Operating temperature:	-25 to +70 °C			
Storage temperature:	-25 to +90 °C			
dimensions:	30 x 30 x 40mm			
connector:	6,3 x 0,8 mm FASTON 5-pole			
Time range:	1 -10s	1 - 30s	1 - 60s	1 - 300s
Article no. 12V	0625.1.B10			0625.1.B12
Article no. 24V		0625.1.A11	0625.2.A11	0625.1.A12

connection drawing:



Function diagram:

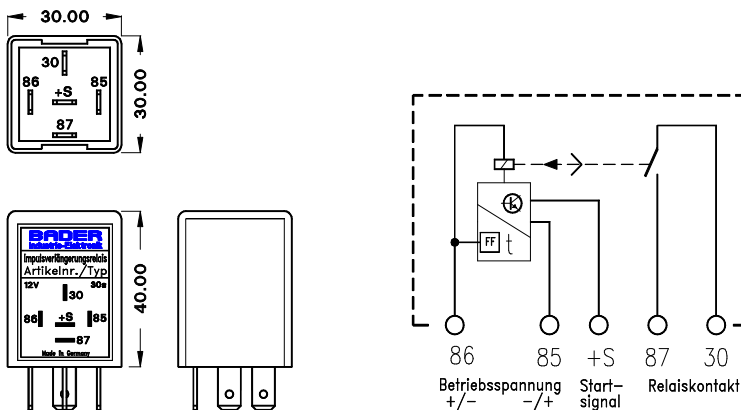


The operation voltage is connected to terminals 85/86. With a positiv start impuls at terminal S the Relays activates the self holding function and unlocks after the adjusted time.
The time function can be deactivated with disconnection of the operation voltage.

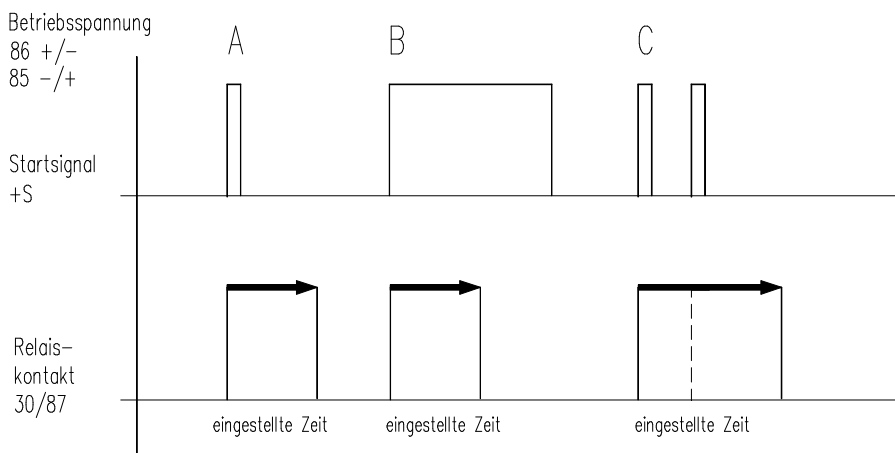
Automobil time relay, impuls extended, retriggerable

Normal voltage:	12V or 24V DC		
Volatge range:	10 to 16V DC or 20 to 34 V DC		
output:	Potential free normal open contact		
Turn on current:	20 A		
Turn off current:	10 A		
Steady current/25 ° C:	10 A		
Operation temperature:	-25 to +70 °C		
Storage temperature:	-25 to +90 °C		
dimensions:	30 x 30 x 40mm		
connection:	6,3 x 0,8 mm FASTON 5-pole		
Time value:	0.5 - 10s		1 - 60s
Article no. 12V	0627.1.B00		0627.1.B01
Article no. 24V	0627.1.A00		0627.1.A01

Connection drawing:



Function diagram:



The operation voltage is connected to terminals 85/86. With a positiv start impuls at terminal S the Relays activates the self holding function and will unlock after the adjusted time. When a new start impuls is activated during the time function, the time starts once more (retriggerable). The time function can be deactivated only by disconnection of the operation voltage.