

Overview motor-/ motorvalve controller

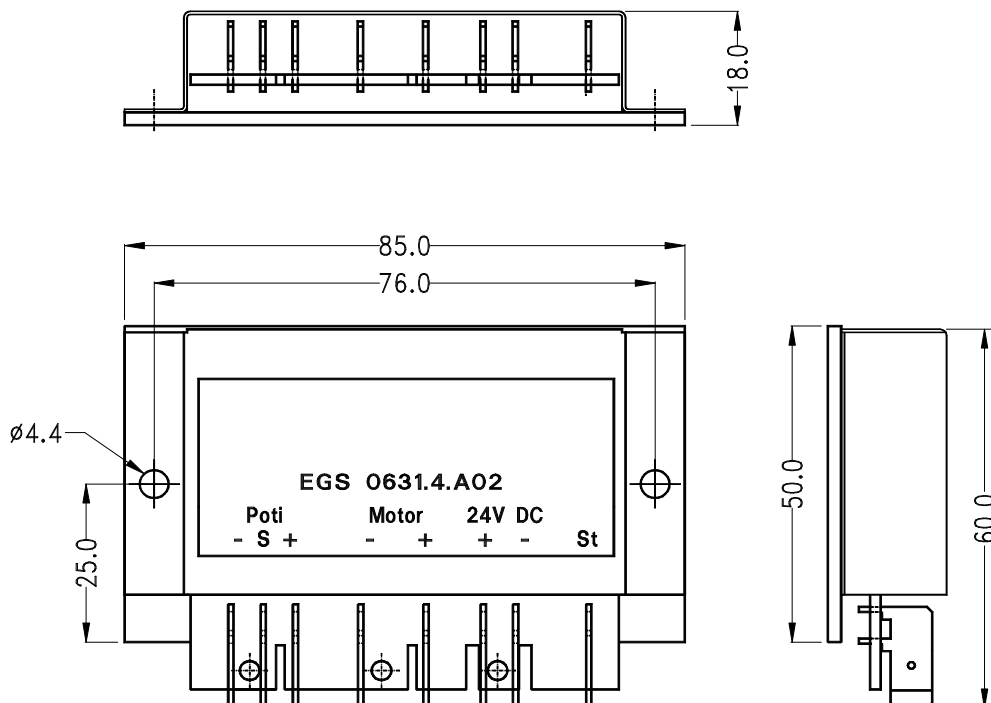
EGS 631.4.A02

page 1

The electronic blower-control EGS is used to control the speed of blowers depending on an input voltage. The input voltage can be a DC voltage or a pulse-width modulated voltage. Alternatively it is possible, to connect a potentiometer for speed control. One potentiometer can drive up to 5 EGS. But every EGS needs a own fuse 15A. The modul has a state output for monitoring a short cut, open connection or blocking motor.

Nominal voltage:	24V DC
Voltage range:	18V to 30V DC
Nominal current:	15A
Current consumption:	50mA without load (blower stands)
Set point potentiometer:	10kΩ linear
Input voltage:	24V to 0V, customer-specified curves possible
State output:	state ok: approx. 0,5V, error: Ubatt – 0,7V, state current max 0,5mA
Operating temperature:	-40°C to + 85°C
Storage temperature:	-50°C to +105°C
Connectors:	7 AMP- FASTON 6,3 x 0,8mm
Weight:	approx. 120g

Dimensiones:



Subject to technical modifications!

Sept. 2011

BADER
INDUSTRIE-ELEKTRONIK
www.badergmbh.de

Elektroniksysteme für Fahrzeugtechnik und Industrieautomation
71691 Freiberg, Siemensstr.21
Tel: 07141/ 6 8877 - 0 Fax: 07141/ 68877- 22

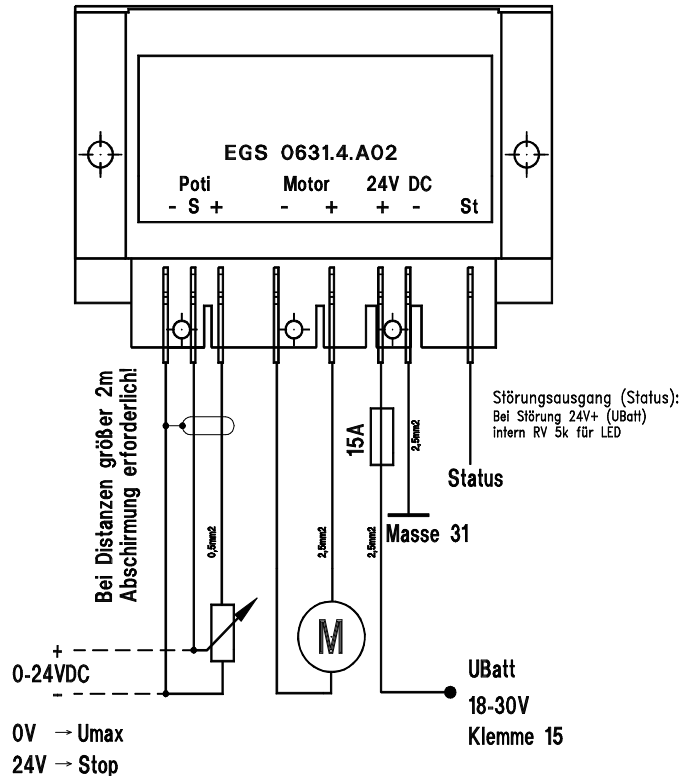
page 1 of: 4
motor-drivers-e.sdw

Overview motor-/ motorvalve controller

EGS 631.4.A02

page 2

Connection:



Function

After connect to the supply voltage the state is checked for about 3 sec. Then the blower is driven to the setted speed.

When the blower stands, the set point will be reached with a short speed increase.

This forces a brake free in cases of a stiff engine mounting.

The set point speed can be adjusted with:

- a set point potentiometer 10 kOhm,
- a changable DC voltage between 24V and 0 Volt. 24V represents a standing motor and 0 Volt the highest speed, (customer specified curves are possible).
- a pulse width modulated voltage. The EGS forms herefrom a DC voltage average value. In this case the speed is controlled with the pulse width. The smaller the pulse, the higher the speed.

During the operation the output currently is proofed for a short cut ore a blocking motor.

In this case of failure the output is switched off and the state output is setted.

In case of too low supply voltage the EGS shuts down in a passiv state, switches off the blower and sets the state output.

Attention! In any cases when the EGS has setted the state output, the EGS must be reactivated with short disconnection from supply voltage.

Sept. 2011

BADER
INDUSTRIE-ELEKTRONIK
www.badergmbh.de

Elektroniksysteme für Fahrzeugtechnik und Industrieautomation
71691 Freiberg, Siemensstr.21
Tel: 07141/ 6 8877 - 0 Fax: 07141/ 68877- 22

page 2 of: 4
motor-drivers-e.sdw

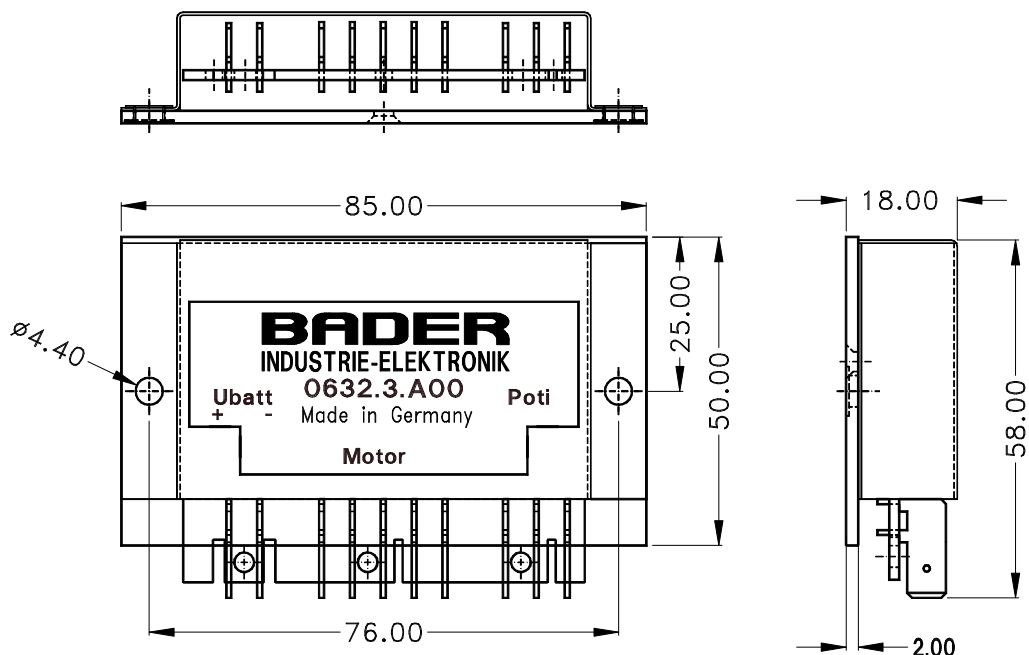
Overview motor-/ motorvalve controller

EVKS 632.3.A00

The EVKS is a *selfcalibrating* servo control for servomotors (motor valves, motor flaps).
 With an external potentiometer a desired angle can be setted. The connected servomotor with follow-up potentiometer is driven to his position until the follow up voltage corresponds with the set point voltage.
 All connections are protected against shortcut and reverse polarity.

Nominal voltage:	24V DC
Voltage range:	15V to 30V DC
Nominal current:	150mA max.
Shortcut current:	2,5A
Setpoint potentiometer:	10kΩ linear
Follow-up potentiometer:	5kΩ linear
Storage temperature:	-40°C to +105°C
Operation temperature:	-35°C to + 85°C
Connectors:	10 AMP- FASTON 6,3 x 0,8mm
Weight:	ca. 60g

Dimensiones:



Subject to technical modifications!

Sept. 2011

BADER
 INDUSTRIE-ELEKTRONIK
 www.badergmbh.de

Elektroniksysteme für Fahrzeugtechnik und Industrieautomation
71691 Freiberg, Siemensstr.21
 Tel: 07141/ 6 8877 - 0 Fax: 07141/ 68877- 22

page 3 of: 4
 motor-drivers-e.sdw

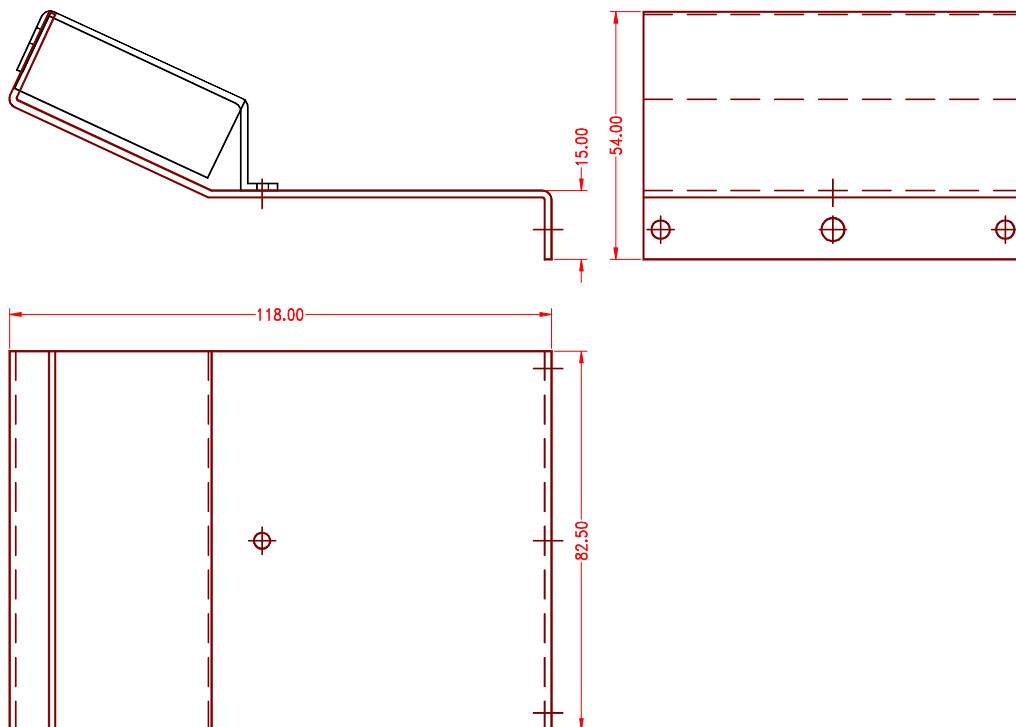
Overview motor-/ motorvalve controller

DRM 647

The electronic blower-control DRM 647 is used to control the speed of blowers depending on an input voltage. The modul is protected against shortcut. One potentiometer can drive up to 10 modules.

Nominal voltage:	24V DC
Voltage range:	12V to 30V DC
Nominal current:	15A
Current consumption:	50mA (without load, blower stands)
Setpoint potentiometer:	10k Ω linear
Input voltage:	24V to 0V; 0V to 24V; 10V to 0V; 0V to 10V
Storage temperature:	-40°C to +105°C
Operation temperature:	-40°C to + 85°C
Connectors :	Cable with 5 leads, assembled
Weight:	ca. 60g

Dimensiones:



Subject to technical modifications!

Sept. 2011

BADER
INDUSTRIE-ELEKTRONIK
www.badergmbh.de

Elektroniksysteme für Fahrzeugtechnik und Industrieautomation
71691 Freiberg, Siemensstr.21
Tel: 07141/ 6 8877 - 0 Fax: 07141/ 68877- 22

page 4 of: 4
motor-drivers-e.sdw